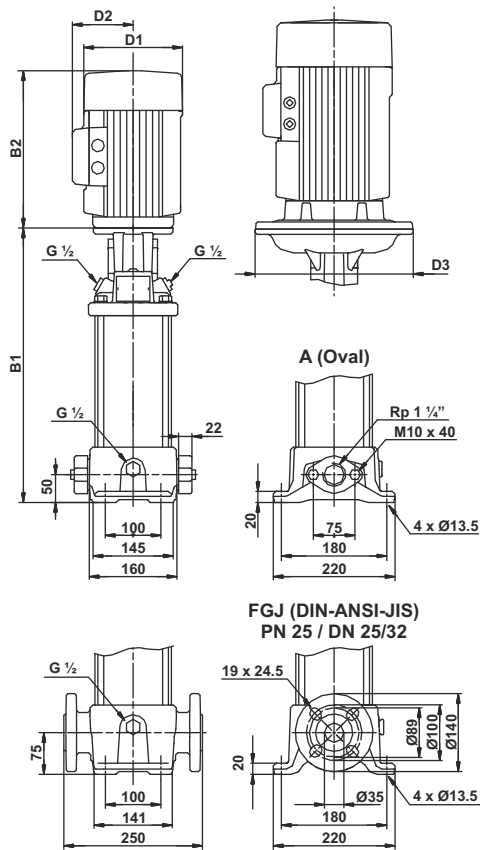


Technical Data

LCR 5

Vertical multistage centrifugal pumps

Performance Chart



Pump Type	H.P.	kW	Q l/min m ³ /h	n = 2900 rpm				
				41.7	66.7	83.3	100.0	116.7
				2.5	4.0	5.0	6.0	7.0
LCR 5/2	0.50	0.37	H mts.	13	12	11	10	8
LCR 5/3	0.75	0.55		19	18	16	15	12
LCR 5/4	0.75	0.55		25	24	22	20	16
LCR 5/5	1.00	0.75		32	29	28	25	20
LCR 5/6	1.50	1.10		38	35	33	30	25
LCR 5/7	1.50	1.10		45	42	39	35	29
LCR 5/8	1.50	1.10		52	48	44	40	34
LCR 5/9	2.00	1.50		59	54	50	46	39
LCR 5/10	2.00	1.50		65	60	56	51	44
LCR 5/11	3.00	2.20		72	67	62	56	48
LCR 5/12	3.00	2.20		78	72	67	61	52
LCR 5/13	3.00	2.20		85	78	73	66	57
LCR 5/14	3.00	2.20		92	85	79	71	62
LCR 5/15	3.00	2.20		98	91	84	76	66
LCR 5/16	3.00	2.20		104	97	90	81	70
LCR 5/18	4.00	3.00		118	110	102	93	80
LCR 5/20	4.00	3.00		132	122	113	103	89
LCR 5/22	5.50	4.00		145	134	124	113	99
LCR 5/24	5.50	4.00		157	145	135	122	106
LCR 5/26	5.50	4.00		171	159	146	132	114
LCR 5/29	5.50	4.00	191	177	164	149	130	
LCR 5/32	7.50	5.50	211	195	181	165	144	
LCR 5/36	7.50	5.50	235	218	202	185	162	

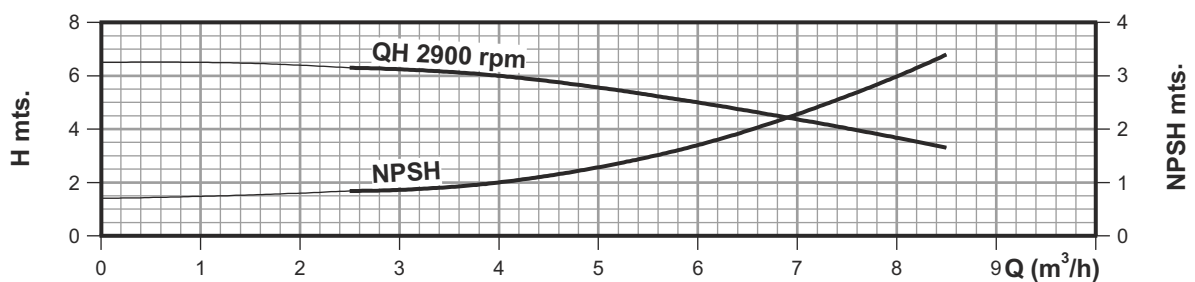
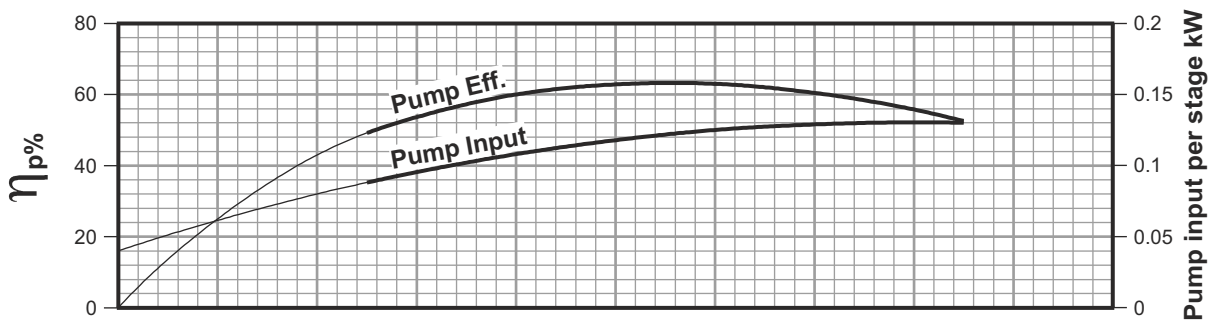
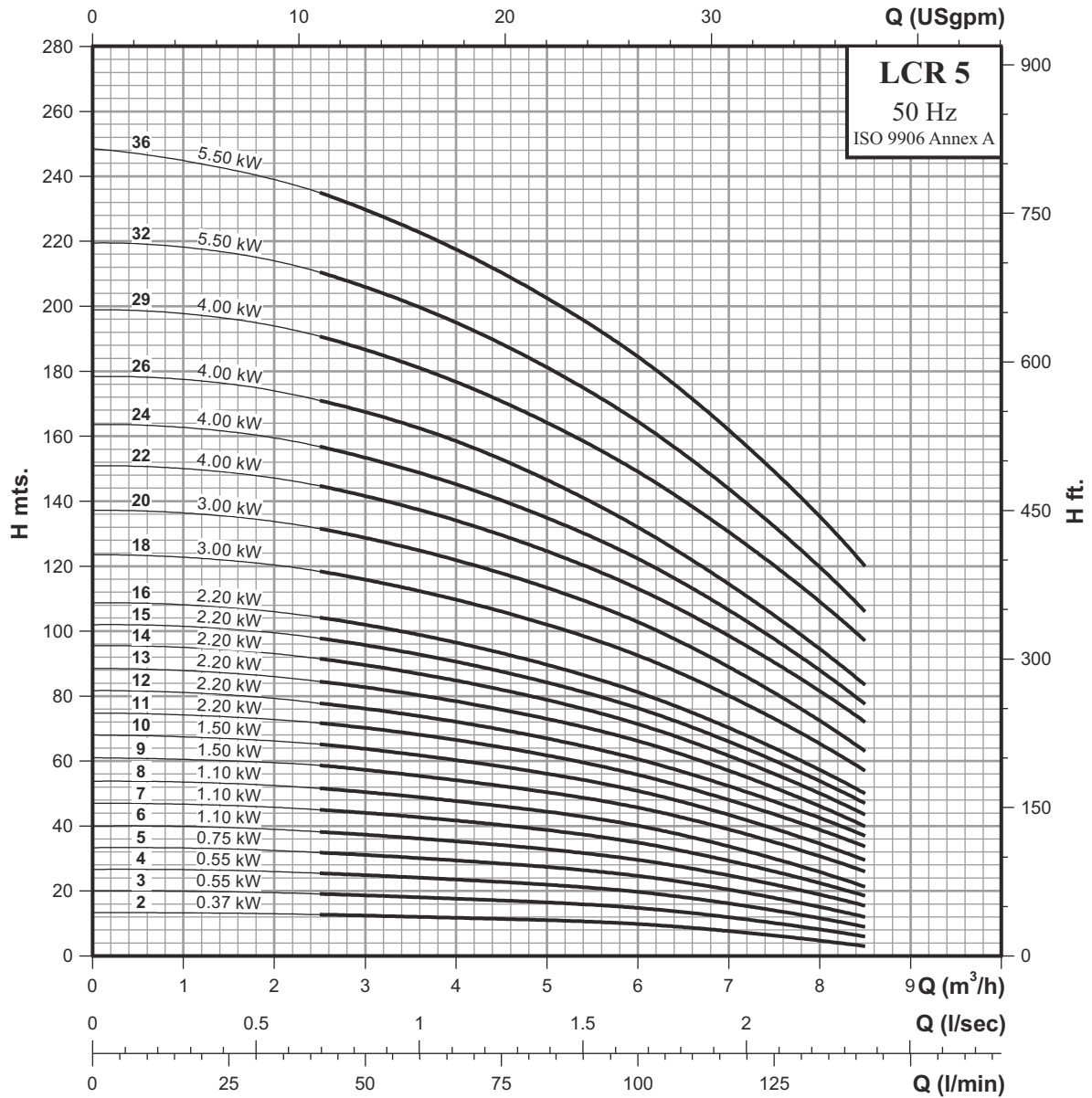
Dimensions & Weights of LCR Pump

Pump type	Dimensions [mm]							Net weight [kg]		Gross weight [kg]		Gross volume [m ³]
	Oval flange		DIN flange		D1	D2	D3	Oval flange	DIN flange	Oval flange	DIN flange	
	B1	B1+B2	B1	B1+B2								
LCR 5/2	254	467	279	492	143	106	-	18.0	23.0	28.0	33.0	0.1030
LCR 5/3	281	494	306	519	143	106	-	20.0	24.0	30.0	34.0	0.1030
LCR 5/4	308	521	333	546	143	106	-	20.0	25.0	30.0	35.0	0.1030
LCR 5/5	341	605	366	630	160	113	-	22.0	27.0	36.0	41.0	0.1428
LCR 5/6	368	632	393	657	160	113	-	25.0	30.0	39.0	44.0	0.1428
LCR 5/7	395	659	420	684	160	113	-	26.0	30.0	40.0	44.0	0.1428
LCR 5/8	422	686	447	711	160	113	-	26.0	31.0	40.0	45.0	0.1428
LCR 5/9	465	743	490	768	165	130	-	34.0	38.0	48.0	52.0	0.1428
LCR 5/10	492	770	517	795	165	130	-	34.0	39.0	48.0	53.0	0.1428
LCR 5/11	519	797	544	822	165	130	-	36.0	40.0	50.0	54.0	0.1428
LCR 5/12	546	824	571	849	165	130	-	36.0	41.0	54.0	59.0	0.1825
LCR 5/13	573	851	598	876	165	130	-	37.0	41.0	55.0	59.0	0.1825
LCR 5/14	600	878	625	903	165	130	-	37.0	42.0	55.0	60.0	0.1825
LCR 5/15	627	905	652	930	165	130	-	38.0	43.0	56.0	61.0	0.1825
LCR 5/16	654	932	679	957	165	130	-	38.0	43.0	56.0	61.0	0.1825
LCR 5/18	712	1016	737	1041	194	140	-	44.0	48.0	70.0	74.0	0.2650
LCR 5/20	766	1070	791	1095	194	140	-	45.0	50.0	74.0	79.0	0.2996
LCR 5/22	820	1170	845	1195	220	150	-	56.0	62.0	85.0	91.0	0.2996
LCR 5/24	-	-	899	1249	220	150	-	-	63.0	-	97.0	0.3458
LCR 5/26	-	-	953	1303	220	150	-	-	64.0	-	98.0	0.3458
LCR 5/29	-	-	1034	1384	220	150	-	-	66.0	-	100.0	0.3458
LCR 5/32	-	-	1145	1555	262	177	300	-	82.0	-	122.0	0.4035
LCR 5/36	-	-	1253	1663	262	177	300	-	84.0	-	124.0	0.4035

Performance Curves

Vertical multistage centrifugal pumps

LCR 5

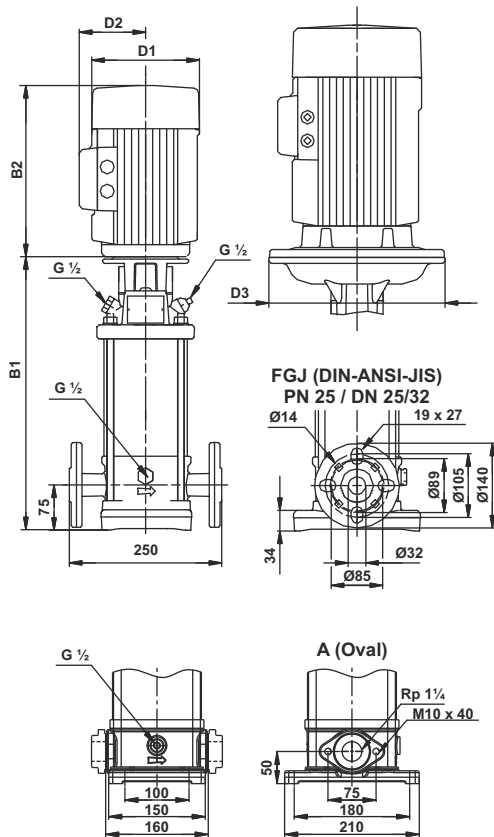


Technical Data

Vertical multistage centrifugal pumps

LCRI, LCRN 5

Performance Chart



Pump Type	H.P.	kW	Q l/min m ³ /h	n = 2900 rpm				
				41.7	66.7	83.3	100.0	116.7
				2.5	4.0	5.0	6.0	7.0
LCRI, LCRN 5/2	0.50	0.37	H mts.	13	12	11	10	8
LCRI, LCRN 5/3	0.75	0.55		19	18	16	15	12
LCRI, LCRN 5/4	0.75	0.55		25	24	22	20	16
LCRI, LCRN 5/5	1.00	0.75		32	29	28	25	20
LCRI, LCRN 5/6	1.50	1.10		38	35	33	30	25
LCRI, LCRN 5/7	1.50	1.10		45	42	39	35	29
LCRI, LCRN 5/8	1.50	1.10		52	48	44	40	34
LCRI, LCRN 5/9	2.00	1.50		59	54	50	46	39
LCRI, LCRN 5/10	2.00	1.50		65	60	56	51	44
LCRI, LCRN 5/11	3.00	2.20		72	67	62	56	48
LCRI, LCRN 5/12	3.00	2.20		78	72	67	61	52
LCRI, LCRN 5/13	3.00	2.20		85	78	73	66	57
LCRI, LCRN 5/14	3.00	2.20		92	85	79	71	62
LCRI, LCRN 5/15	3.00	2.20		98	91	84	76	66
LCRI, LCRN 5/16	3.00	2.20		104	97	90	81	70
LCRI, LCRN 5/18	4.00	3.00		118	110	102	93	80
LCRI, LCRN 5/20	4.00	3.00		132	122	113	103	89
LCRI, LCRN 5/22	5.50	4.00		145	134	124	113	99
LCRI, LCRN 5/24	5.50	4.00		157	145	135	122	106
LCRI, LCRN 5/26	5.50	4.00		171	159	146	132	114
LCRI, LCRN 5/29	5.50	4.00		191	177	164	149	130
LCRI, LCRN 5/32	7.50	5.50		211	195	181	165	144
LCRI, LCRN 5/36	7.50	5.50		235	218	202	185	162

Dimensions & Weights of LCRI, LCRN Pump

Pump type	Dimensions [mm]							Net weight [kg]	Gross weight [kg]	Gross volume [m ³]
	Oval flange		DIN flange		D1	D2	D3			
	B1	B1+B2	B1	B1+B2						
LCRI, LCRN 5/2	257	470	282	495	143	106	-	21.0	31.0	0.1030
LCRI, LCRN 5/3	284	497	309	522	143	106	-	22.0	32.0	0.1030
LCRI, LCRN 5/4	311	524	336	549	143	106	-	22.0	32.0	0.1030
LCRI, LCRN 5/5	344	608	369	633	160	113	-	25.0	39.0	0.1428
LCRI, LCRN 5/6	371	635	396	660	160	113	-	28.0	42.0	0.1428
LCRI, LCRN 5/7	398	662	423	687	160	113	-	28.0	42.0	0.1428
LCRI, LCRN 5/8	425	689	450	714	160	113	-	29.0	43.0	0.1428
LCRI, LCRN 5/9	468	746	493	771	165	130	-	36.0	50.0	0.1428
LCRI, LCRN 5/10	495	773	520	798	165	130	-	37.0	51.0	0.1428
LCRI, LCRN 5/11	522	800	547	825	165	130	-	38.0	52.0	0.1428
LCRI, LCRN 5/12	549	827	574	852	165	130	-	38.0	56.0	0.1825
LCRI, LCRN 5/13	576	854	601	879	165	130	-	39.0	57.0	0.1825
LCRI, LCRN 5/14	603	881	628	906	165	130	-	40.0	58.0	0.1825
LCRI, LCRN 5/15	630	908	655	933	165	130	-	40.0	58.0	0.1825
LCRI, LCRN 5/16	657	935	682	960	165	130	-	41.0	59.0	0.1825
LCRI, LCRN 5/18	715	1019	740	1044	194	140	-	46.0	72.0	0.2650
LCRI, LCRN 5/20	769	1073	794	1098	194	140	-	47.0	76.0	0.2996
LCRI, LCRN 5/22	823	1173	848	1198	220	150	-	59.0	88.0	0.2996
LCRI, LCRN 5/24	877	1227	902	1252	220	150	-	61.0	95.0	0.3458
LCRI, LCRN 5/26	931	1281	956	1306	220	150	-	62.0	96.0	0.3458
LCRI, LCRN 5/29	1012	1362	1037	1387	220	150	-	64.0	98.0	0.3458
LCRI, LCRN 5/32	1123	1533	1148	1558	262	177	300	79.0	119.0	0.4035
LCRI, LCRN 5/36	1231	1641	1256	1666	262	177	300	81.0	121.0	0.4035

Performance Curves

Vertical multistage centrifugal pumps

LCRI, LCRN 5

