

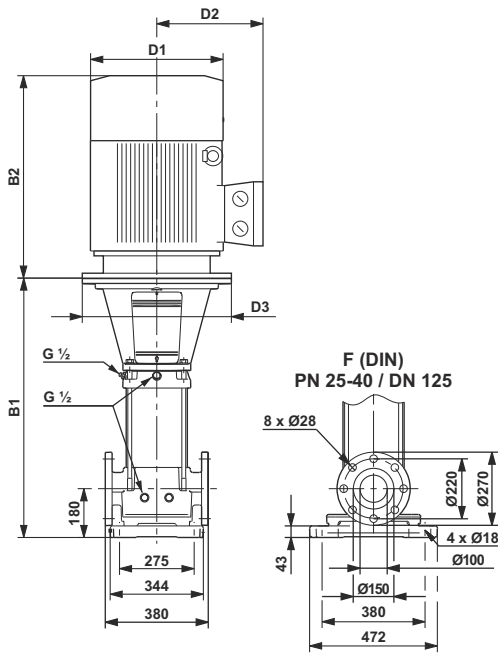
Technical Data

Vertical multistage centrifugal pumps

LCR 120

Performance Chart

Pump Type	H.P.	kW	Q l/min m ³ /h	n = 2900 rpm					
				1333.4	1666.7	2000.0	2166.7	2333.4	2666.7
				80.0	100.0	120.0	130.0	140.0	160.0
LCR 120/1	15.0	11.0	H	24	22	19	17	15	10
LCR 120/2-1	25.0	18.5	mts.	44	40	35	32	28	19
LCR 120/2	30.0	22.0		53	48	42	39	35	26
LCR 120/3	40.0	30.0		78	72	64	59	55	42
LCR 120/4-1	50.0	37.0		101	93	83	77	71	53
LCR 120/5-1	60.0	45.0		124	114	103	96	88	68
LCR 120/6-1	75.0	55.0		156	146	133	125	116	92
LCR 120/7	100.0	75.0		190	177	162	153	143	113



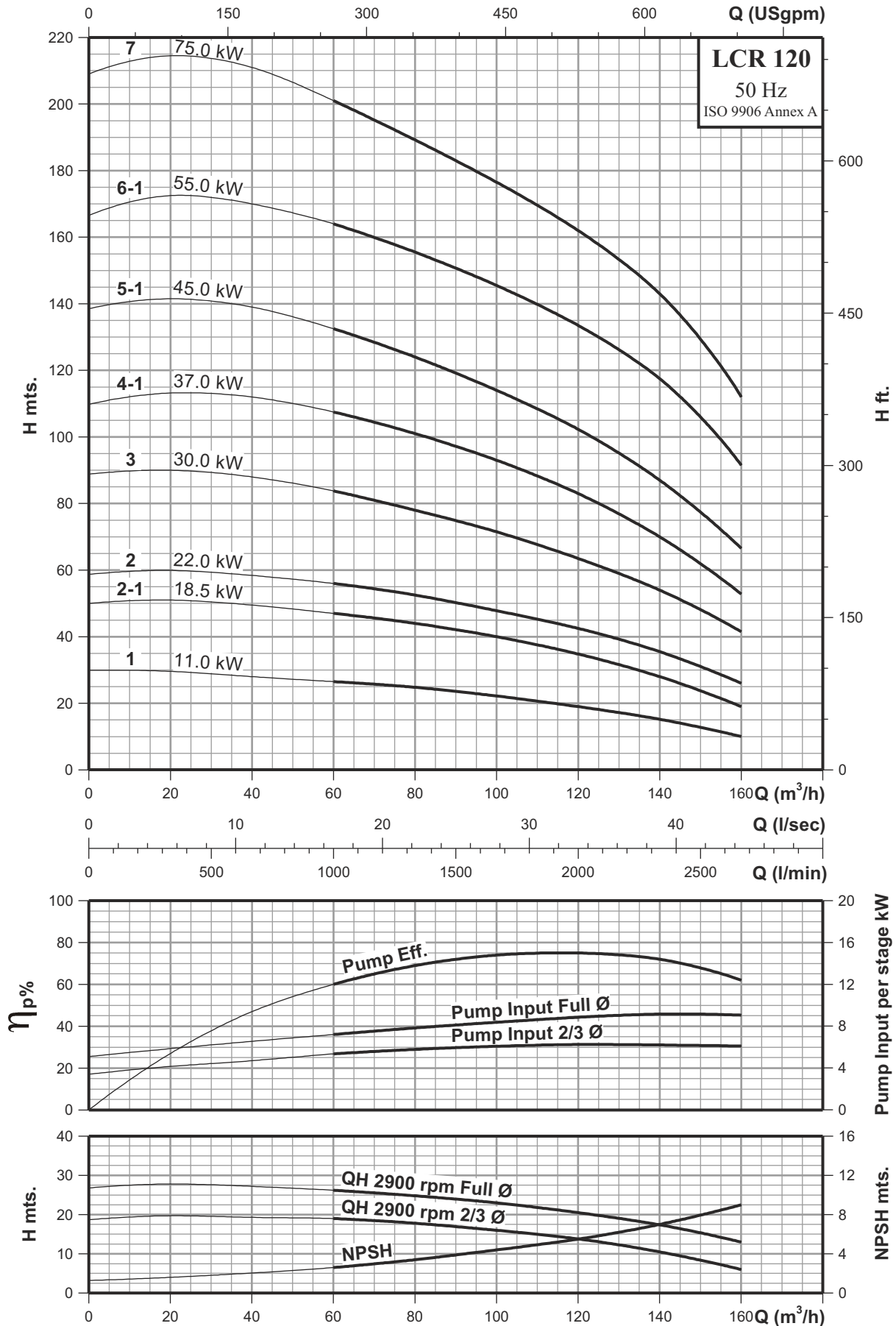
Dimensions & Weights of LCR Pump

Pump type	Dimensions [mm]					Net weight [kg]	Gross weight [kg]	Gross volume [m ³]
	DIN flange		D1	D2	D3			
	B1	B1+B2						
LCR 120/1	834	1376	304	225	350	191.0	291.0	0.2787
LCR 120/2-1	990	1532	304	225	350	227.0	327.0	0.2787
LCR 120/2	990	1600	363	262	350	240.0	360.0	0.5872
LCR 120/3	1145	1791	415	300	400	368.0	488.0	0.5872
LCR 120/4-1	1301	2004	415	300	400	392.0	512.0	0.5872
LCR 120/5-1	1456	2165	442	325	450	487.0	627.0	1.3716
LCR 120/6-1	1642	2440	493	414	550	627.0	767.0	1.3716
LCR 120/7	1797	2682	548	445	550	741.0	881.0	1.3716

Performance Curves

Vertical multistage centrifugal pumps

LCR 120



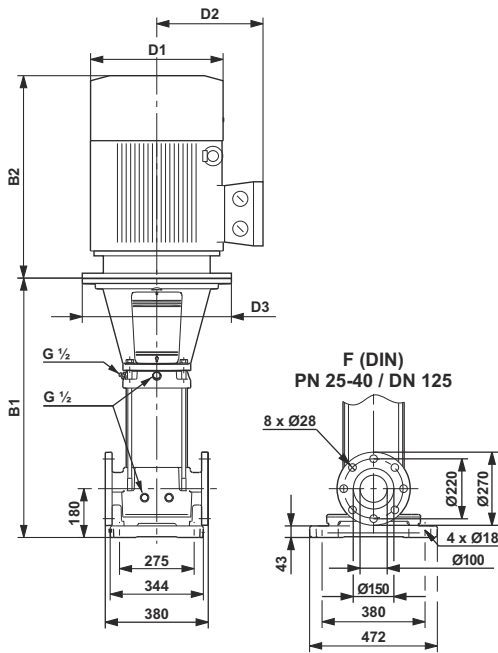
Technical Data

Vertical multistage centrifugal pumps

LCRN 120

Performance Chart

Pump Type	H.P.	kW	Q l/min m ³ /h	n = 2900 rpm					
				1333.4	1666.7	2000.0	2166.7	2333.4	2666.7
				80.0	100.0	120.0	130.0	140.0	160.0
LCRN 120/1	15.0	11.0	H	24	22	19	17	15	10
LCRN 120/2-1	25.0	18.5	mts.	44	40	35	32	28	19
LCRN 120/2	30.0	22.0		53	48	42	39	35	26
LCRN 120/3	40.0	30.0		78	72	64	59	55	42
LCRN 120/4-1	50.0	37.0		101	93	83	77	71	53
LCRN 120/5-1	60.0	45.0		124	114	103	96	88	68
LCRN 120/6-1	75.0	55.0		156	146	133	125	116	92
LCRN 120/7	100.0	75.0		190	177	162	153	143	113



Dimensions & Weights of LCRN Pump

Pump type	Dimensions [mm]					Net weight [kg]	Gross weight [kg]	Gross volume [m ³]
	DIN flange		D1	D2	D3			
	B1	B1+B2						
LCRN 120/1	834	1376	304	225	350	191.0	291.0	0.2787
LCRN 120/2-1	990	1532	304	225	350	227.0	327.0	0.2787
LCRN 120/2	990	1600	363	262	350	240.0	360.0	0.5872
LCRN 120/3	1145	1791	415	300	400	368.0	488.0	0.5872
LCRN 120/4-1	1301	2004	415	300	400	392.0	512.0	0.5872
LCRN 120/5-1	1456	2165	442	325	450	487.0	627.0	1.3716
LCRN 120/6-1	1642	2440	493	414	550	627.0	767.0	1.3716
LCRN 120/7	1797	2682	548	445	550	741.0	881.0	1.3716

Performance Curves

Vertical multistage centrifugal pumps

LCRN 120

