

Submersible Rewindable Motor

8" WF
Greenline

Quality for your borewell :

These motors are heavy duty, rewindable water filled submersible motors which are designed and sized for installation in 8" diameter or larger water wells.

Product Features :

- 8" Water filled submersible motor.
- Easily rewindable (wet wound) induction motor with PE insulated windings.
- Corrosion resistant stainless steel stator jacket and shaft.
- Water lubricated radial and axial thrust bearings.
- Counter thrust bearing.
- Motors are pre-filled with clean water + Glycol mixture.
- High efficiency electrical design (lower operating cost).
- Tropicalized design (lower winding temperature).
- 8" NEMA coupling flange.
- Pressure compensation diaphragm.

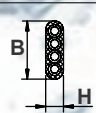
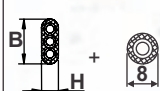
Specifications :

- Ratings: Three phase - 30 to 110 kW, 50 Hz
37 to 110 kW, 60 Hz
- Supply voltages (Tolerance +10% / -15%):
50 Hz, 3 phase, 380 V, 400 V, 415 V
60 Hz, 3 phase, 230 V, 380 V, 460 V
- Degree of protection: IP 68
- Continuous duty
- Ambient temperature: 45°C
- Rotation: Three phase - CCW and CW
- Maximum nos. of starts/hour:
30 to 55 kW - 25
66 to 110 kW - 20
- Water pH: 6,5 - 8
- Minimum cooling flow along the motor:
30 to 37 kW - 30 cm/sec
45 to 110 kW - 45 cm/sec
- Motor protection: Select thermal overload protection with trip time < 10 sec. at 5 x I_n
- Maximum submerged depth: 200 metres.

On Request :

- Mechanical shaft seal Sic/Sic.
- Built-in PT 100 temperature sensor.
- Special voltages.
- Double cable for Star - Delta operation.
- PE2/PA winding insulation.

Cable Data :

HP	Phase	Type of start	Cable x Leads x Size (mm ²)	Length [m]	H x B [mm]	
40.0 to 125.0	3	DOL	1 x 4 x 16	5	14 x 37.6	
150.0	3	DOL	1 x 3 x 35 + 1 x 1 x 16	5	15.3 x 35	



Submersible Rewindable Motor

8" WF
Greenline

Motors that are top class in Performance & Reliability

Cable

Cable safe for drinking water.

Earth cable

Outside earth cable provided.

Sensor

Temperature protection by means of PT 100 sensor (Optional).

Shaft Extension

Stainless steel splined shaft extension to NEMA

Shaft seal

Mechanical shaft seal is standard

Windings

Rewindable motor construction allows for low – cost motor repair that can be done locally.

Easy Maintenance

Designed for easy disassembly & repair

Efficiency

High efficiency provides energy saving.

Contamination


Water filled motor design prevents water contamination.

Thrust

The thrust bearing is larger than the competition and is rated to take much more thrust load than what would be subjected by the pump.

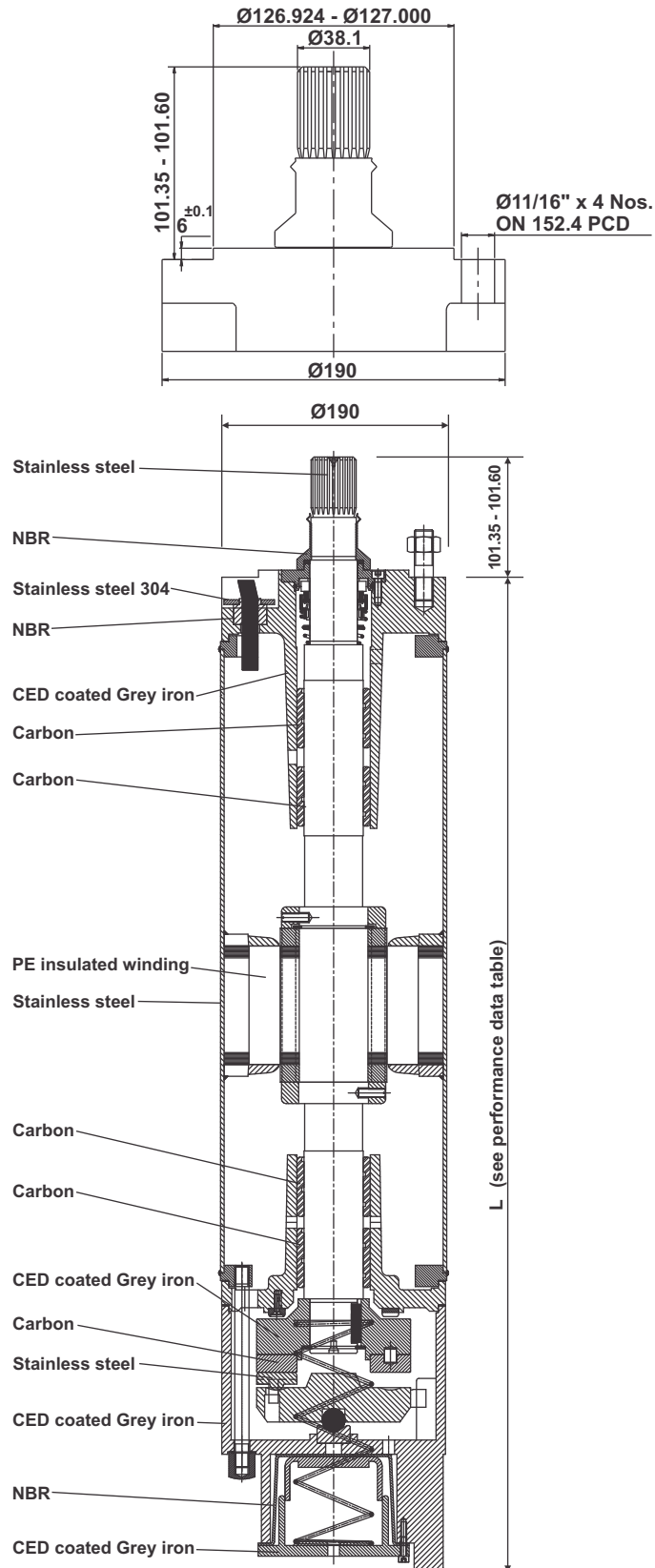
Corrosion

Water resistance CED coating used for corrosion resistance.



Submersible Rewindable Motor

8" WF
Greenline



Shaft :

Spline shaft: 23 teeth, 16/32 pitch, module 1.5875, 30° pressure angle, coupling tolerance 5 as per ANSI B.92.1, confirming with NEMA 8".

Submersible Rewindable Motor

8" WF
Greenline

8" Submersible Rewindable Motor Performance Data 50 Hz

Performance data

Motor type	Pn		Ka [N]	Un [V]	In	Ist/In	n [min ⁻¹]	η [%]			COS φ			Tn [Nm]	L [mm]	Gross weight [kg]	Gross volume [m ³]
	kW	HP						50%	75%	100%	50%	75%	100%				
L8540-PVN L8540-PVNSS	30.00	40.00	45000	380	62.8	4.51	2890	79.9	83.3	84.2	0.72	0.83	0.89	99.19	1141	166.2	0.1905
400				59.9	4.61	2900	81.1	84.1	85.0	0.71	0.84	0.89	98.84				
415				57.8	4.66	2900	80.7	83.9	84.9	0.69	0.83	0.88	98.84				
L8550-PVN L8550-PVNSS	37.00	50.00	45000	380	78.0	4.70	2890	80.1	83.1	84.1	0.74	0.84	0.88	122.30	1231	182.2	0.2017
400				75.0	4.80	2900	81.3	84.1	85.0	0.72	0.83	0.86	121.90				
415				74.0	4.85	2900	80.7	83.5	84.4	0.70	0.80	0.84	121.90				
L8560-PVN L8560-PVNSS	45.00	60.00	45000	380	92.5	4.70	2890	80.3	83.3	85.2	0.73	0.87	0.88	148.80	1331	200.2	0.2167
400				89.8	4.80	2900	81.5	84.1	85.9	0.72	0.81	0.86	148.30				
415				88.8	4.90	2900	81.3	83.9	85.8	0.70	0.80	0.84	148.30				
L8575-PVN L8575-PVNSS	55.00	75.00	45000	380	113.8	4.90	2890	80.5	84.1	85.7	0.74	0.84	0.88	181.84	1381	209.2	0.2241
400				109.5	5.00	2910	81.9	85.1	86.4	0.72	0.82	0.86	180.60				
415				108.8	5.10	2910	81.5	84.7	86.2	0.69	0.80	0.84	180.60				
L8590-VN L8590-VNSS	66.00	90.00	45000	380	135.5	4.90	2890	80.7	85.3	86.4	0.74	0.85	0.89	218.20	1469	213.6	0.2391
400				131.0	5.00	2910	81.9	85.9	86.9	0.72	0.83	0.86	216.70				
415				128.5	5.05	2910	81.3	85.3	86.6	0.69	0.81	0.84	216.70				
L85100-VN L85100-VNSS	75.00	100.0	45000	380	151.0	4.91	2890	80.9	84.7	86.2	0.74	0.85	0.89	247.96	1519	243.2	0.2465
400				147.0	5.01	2910	81.9	85.5	87.0	0.72	0.83	0.87	246.26				
415				145.5	5.11	2910	81.7	85.3	86.6	0.70	0.79	0.84	246.26				
L85125-VN L85125-VNSS	93.00	125.0	45000	380	186.8	4.91	2900	80.5	84.5	86.5	0.75	0.84	0.88	306.40	1659	283.2	0.2652
400				181.0	5.01	2910	81.5	86.4	87.8	0.71	0.81	0.86	305.36				
415				180.5	5.06	2920	81.7	85.5	87.0	0.70	0.79	0.84	304.31				
L85150-VN L85150-VNSS	110.00	150.0	45000	380	231.0	4.92	2890	79.0	83.3	85.0	0.72	0.81	0.85	363.68	1789	359.2	0.2839
400				224.0	5.02	2900	79.5	84.1	85.5	0.71	0.79	0.83	362.42				
415				220.0	5.08	2900	80.0	84.7	86.0	0.69	0.77	0.81	362.42				

Pn: Rated output
 Ka: Thrust load
 Un: Rated voltage
 In: Rated current
 Ist/In: Locked rotor current/Rated amperage
 n: Rated speed
 η: Efficiency
 cos φ: Power factor
 Tn: Rated torque
 L: Motor length

Submersible Rewindable Motor

8" WF
Greenline

8" Submersible Rewindable Motor Performance Data 60 Hz

Performance data

Motor type	Pn		Ka [N]	Un [V]	In [A]	Ist/In	n [min ⁻¹]	η [%]			COS φ			Tn [Nm]	L [mm]	Gross weight [kg]	Gross volume [m ³]
	kW	HP						50%	75%	100%	50%	75%	100%				
L8650-PVN	37.00	50.00	45000	230	149.6	5.76	3480	82.1	83.9	85.0	0.75	0.81	0.84	101.60	1141	166.2	0.1905
L8650-PVNSS				380	89.1	5.75	3500	82.7	84.7	85.4	0.76	0.82	0.85	101.00		166.2	0.1905
				460	72.2	5.75	3480	82.1	84.5	85.0	0.77	0.84	0.87	101.60		182.2	0.2017
L8660-PVN	45.00	60.00	45000	230	179.8	5.75	3500	83.1	84.9	86.0	0.75	0.81	0.84	122.85	1231	182.2	0.2017
L8660-PVNSS				380	107.6	5.80	3510	83.9	85.7	86.0	0.75	0.81	0.85	122.50		182.2	0.2017
				460	86.5	5.80	3500	83.3	85.5	86.3	0.76	0.82	0.87	122.85		200.2	0.2167
L8675-PVN	55.00	75.00	45000	230	217.3	5.75	3500	83.2	85.3	87.0	0.75	0.80	0.84	150.00	1331	200.2	0.2167
L8675-PVNSS				380	130.0	5.80	3510	84.2	86.1	87.0	0.76	0.82	0.85	149.72		200.2	0.2167
				460	104.9	5.80	3500	83.7	85.9	87.0	0.76	0.82	0.87	150.00		209.2	0.2241
L8690-VN	66.00	90.00	45000	230	254.7	5.75	3500	83.3	86.1	88.0	0.74	0.81	0.85	180.20	1469	213.6	0.2391
L8690-VNSS				380	152.4	6.00	3510	84.9	87.2	88.0	0.75	0.82	0.86	179.66		213.6	0.2391
				460	124.4	6.00	3500	84.1	86.9	88.0	0.76	0.83	0.87	180.20		213.6	0.2391
L86100-VN	75.00	100.0	45000	230	286.1	5.76	3500	83.5	85.9	88.0	0.75	0.82	0.86	204.70	1519	243.2	0.2465
L86100-VNSS				380	169.2	6.01	3510	85.1	87.3	88.0	0.76	0.84	0.88	204.16		243.2	0.2465
				460	139.8	6.01	3500	84.2	86.9	88.0	0.77	0.83	0.88	204.70		243.2	0.2465
L86125-VN	93.00	125.0	45000	230	363.2	5.76	3500	83.7	85.7	88.0	0.75	0.81	0.84	253.80	1659	283.2	0.2652
L86125-VNSS				380	216.3	6.01	3510	84.7	87.1	88.4	0.75	0.81	0.85	253.16		283.2	0.2652
				460	174.7	6.01	3500	84.5	86.9	88.3	0.76	0.82	0.87	253.80		283.2	0.2652
L86150-VN	110.0	150.0	45000	380	263.0	6.01	3500	82.3	84.7	86.0	0.75	0.81	0.85	300.29	1789	359.2	0.2839
L86150-VNSS				460	214.0	6.01	3480	82.4	84.9	86.2	0.76	0.82	0.86	302.02		359.2	0.2839

Pn: Rated output
 Ka: Thrust load
 Un: Rated voltage
 In: Rated current
 Ist/In: Locked rotor current/Rated amperage
 n: Rated speed
 η: Efficiency
 cos φ: Power factor
 Tn: Rated torque
 L: Motor length